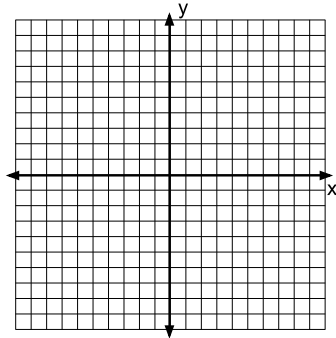


LINEAIRE GRAFIEKEN

Reken de som uit en teken deze in de grafiek.

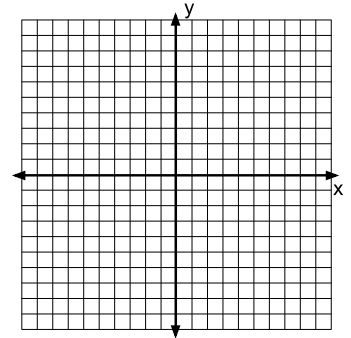
1. $y = 3x + 1$

x	y



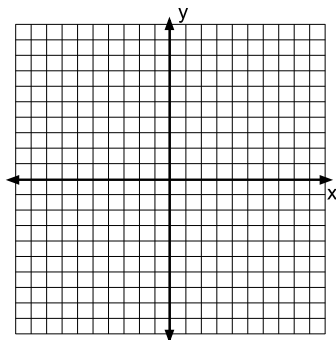
2. $y = -x + 6$

x	y



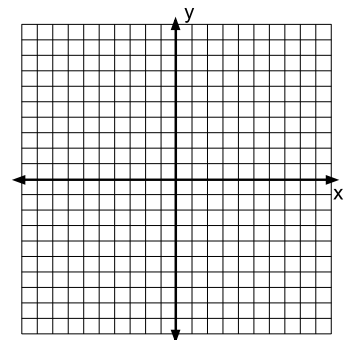
3. $y = x + 3$

x	y



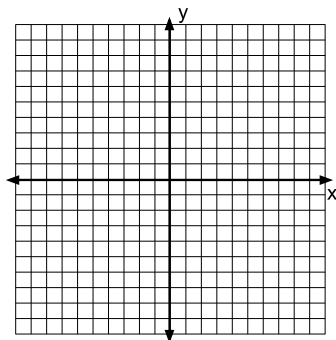
4. $y = 5x - 1$

x	y



5. $y = -4x + 2$

x	y



6. $y = 2x + 5$

x	y

