



Werkboekje bijen

Naam:




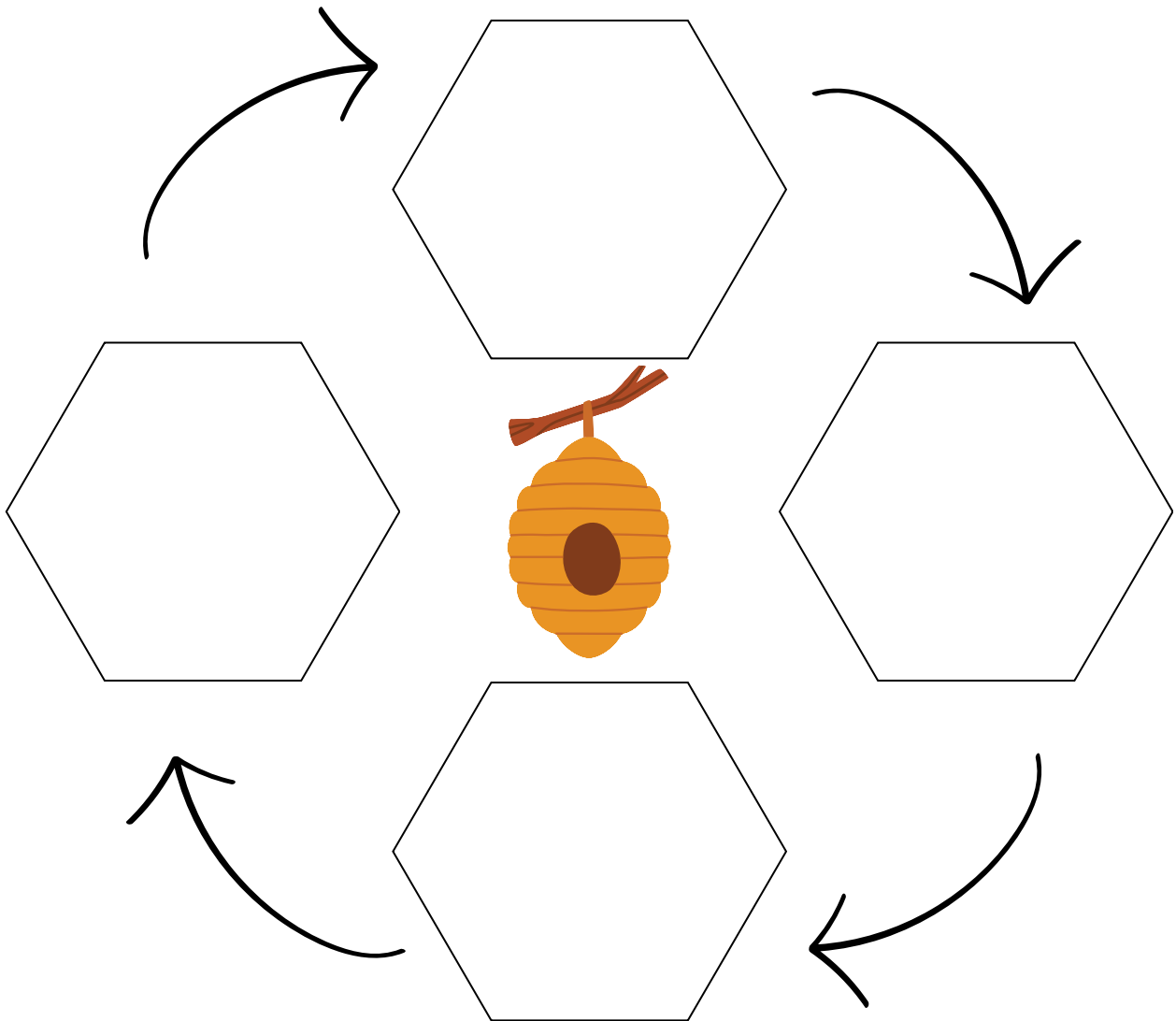
BIJ

knip de lichaamsdelen uit en plak op de juiste plek



LEVENSCYCLUS BIJ

knip de insecten uit en plak in de juiste volgorde



BIJENVOLK

geef de juiste naam en functies van de bij




Drone

nectar
halen

koningin


koningin
bevruchten



Queen

eitjes
leggen

dar



Worker

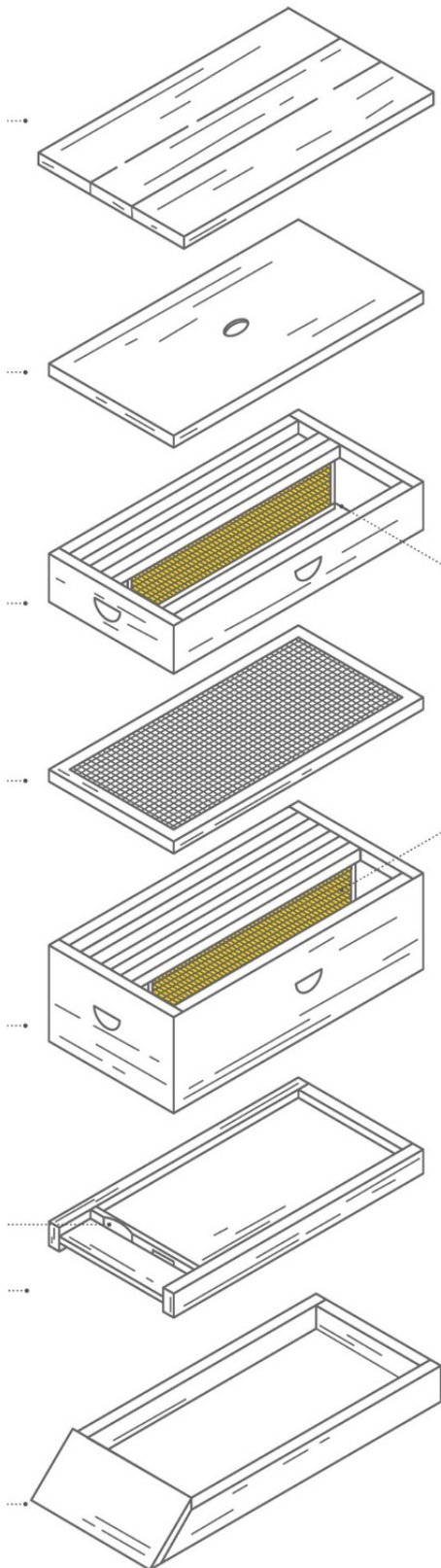
werkbij

verzorging
koningin &
larven


BIJENKAST

onderdelen bijenkast

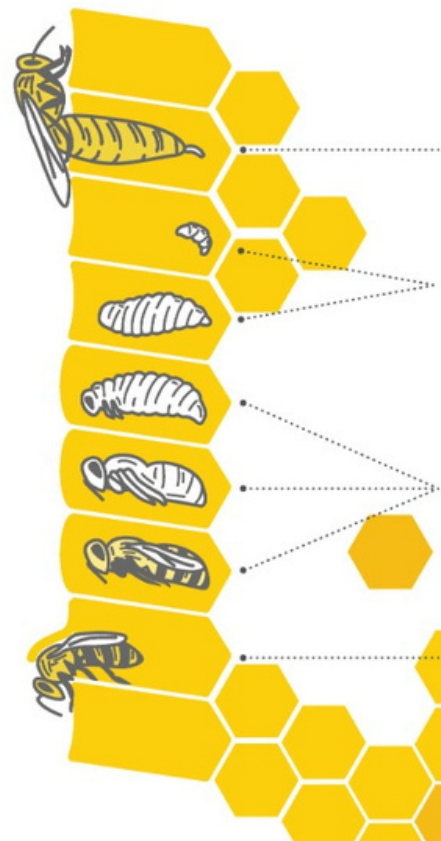
bijenkast



honingraat



levenscyclus



SYMMETRIE

maak de bij compleet





CIJFER DOOLHOF

help de bij naar de bijenkorf

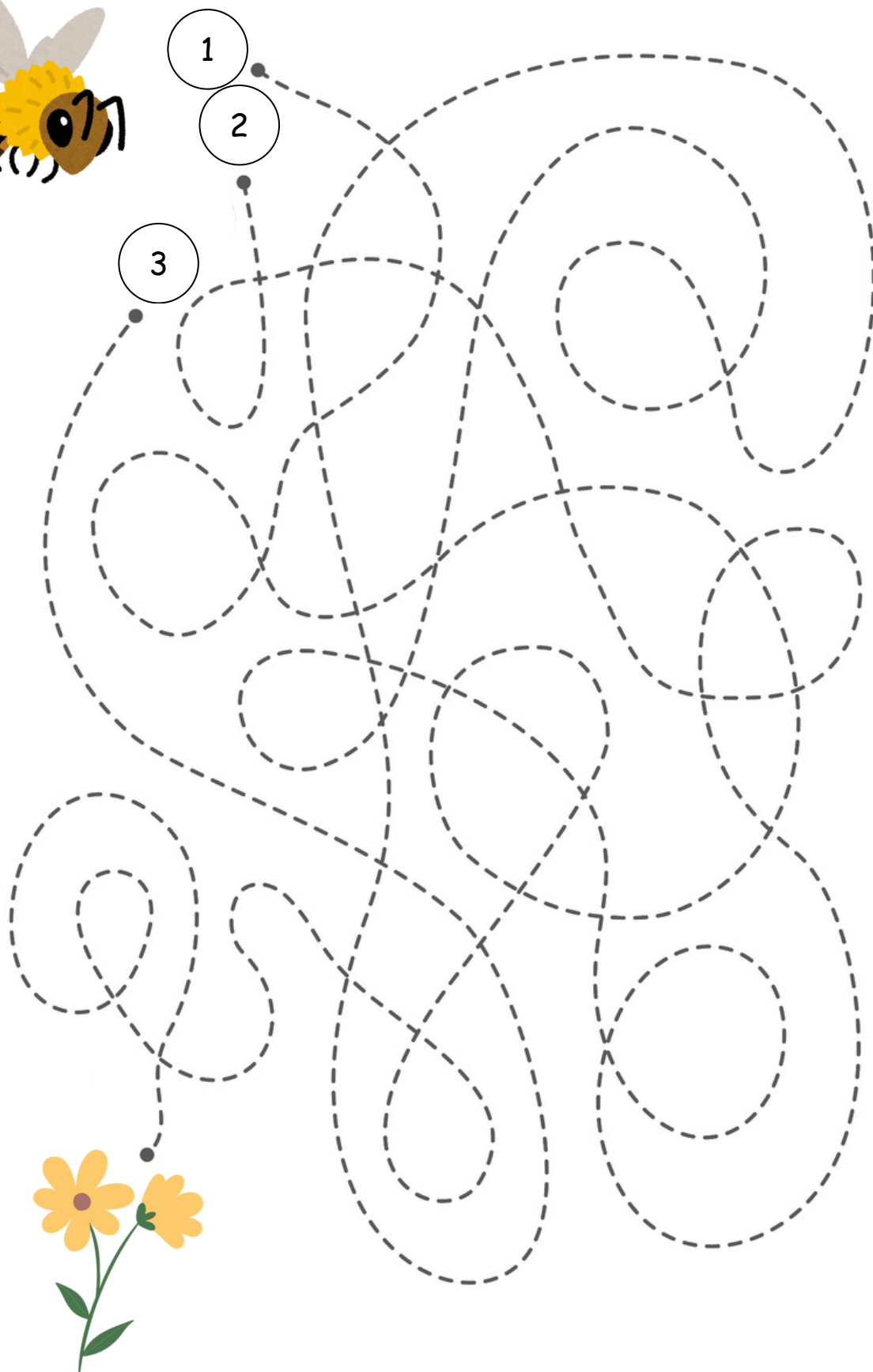
A maze of hexagonal cells containing numbers. The start cell is a yellow hexagon with the number 1 at the top left. The end cell is a yellow hexagon with the number 20 at the bottom right. The maze is composed of 10 columns and 15 rows of hexagons. The numbers in the cells are as follows:

1	4	1	7	6	4	1
5	9	1	3	1	5	6
2	6	8	9	3	2	3
3	3	4	3	5	6	9
6	4	2	6	8	4	5
8	6	5	4	9	6	2
7	2	3	6	4	7	3
5	1	7	1	3	5	1
1	0	5	8	7	1	0
2	3	5	9	1	2	5
7	9	4	4	9	0	13
18	11	17	11	10	7	18
15	19	12	11	14	14	11
18	16	18	12	19	12	9
12	14	19	13	15	18	16
9	19	14	19	15	13	14
14	12	13	14	14	12	19
16	15	16	16	16	14	12
12	14	14	19	16	17	15
15	12	16	14	13	17	15
13	16	14	10	13	18	16
11	17	11	17	15	13	19
17	17	15	15	13	19	20



DOOLHOF

help de bij



DOBBELSTEEN

help de bij

